HL-60-Luc

品系基本信息

目录号	NM-B03-1
细胞系名称	HL-60-Tg(luc)/Smoc
品系状态	成瘤性验证完成
品系描述	HL-60-Luc细胞系为 HL-60 野生型人原髓细胞白血病细胞系经过转染包含 Luciferase 荧光素酶的稳转株，该稳转株细胞从外形上与野生型细胞无明显差异，经检测，该细胞系中可检测到高表达 Luciferase 活性，且其血液瘤过程中Luciferase活性呈稳步上升趋势。 *使用本品系发表的文献需注明: HL-60-Luc cell line (Cat. NO. NM-B03-1) was purchased from Shanghai Model Organisms Center, Inc..

验证数据

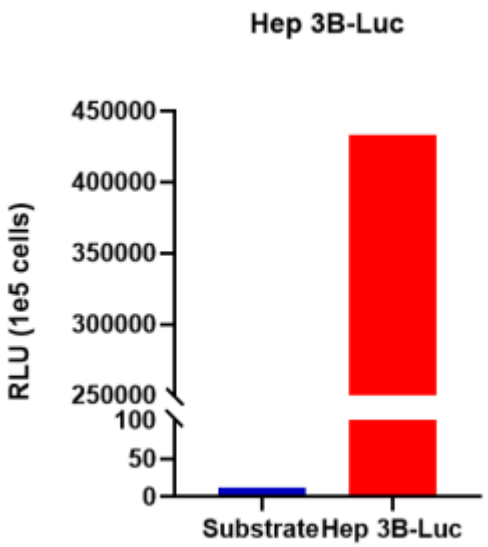

Fig1. Luciferase activity assay of Hep 3B-Luc cell line

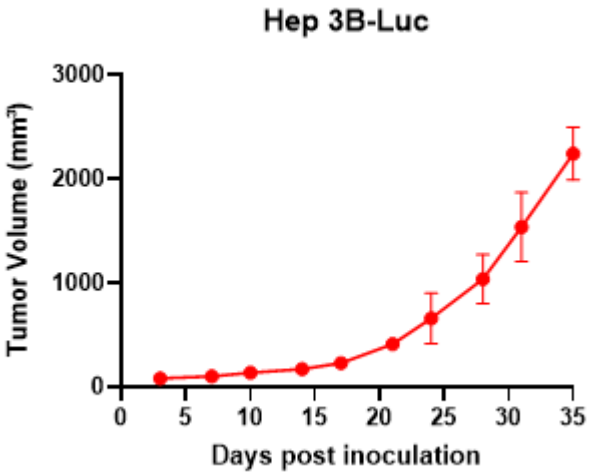

Fig2. Tumor growth curve of Hep 3B-Luc xenograft model (n=4)

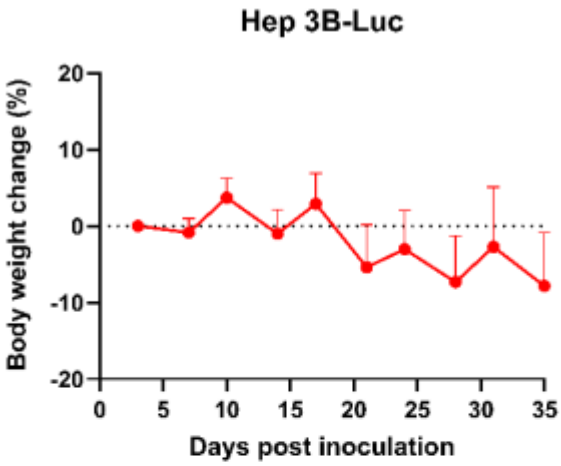

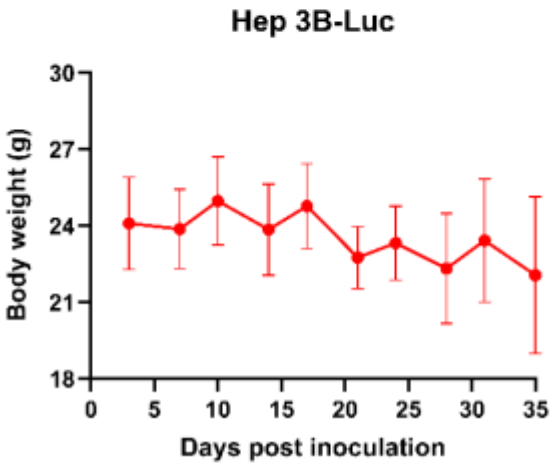

Fig3. Body weight change of Hep 3B-Luc xenograft model (n=4)