

4T1-hHER2-Luc

品系基本信息

目录号 NM-S07-TM04

细胞系名称 4T1-Tg(hHER2-Luc)Smoc

品系状态 成瘤性验证完成

品系描述 HER2基因人源化的4T1小鼠乳腺癌细胞系

*使用本品系发表的文献需注明: 4T1-hHER2-Luc cell line (Cat. NO. NM-S07-TM04) was purchased from Shanghai Model Organisms Center, Inc..

验证数据

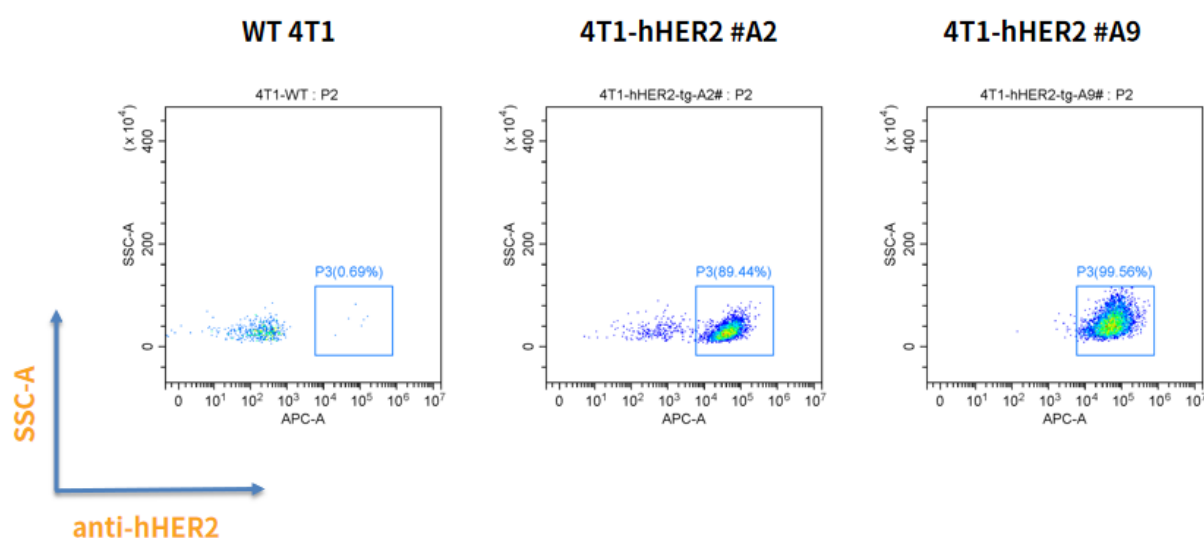


Fig1. HER2 expression in 4T1-hHER2 cell lines.

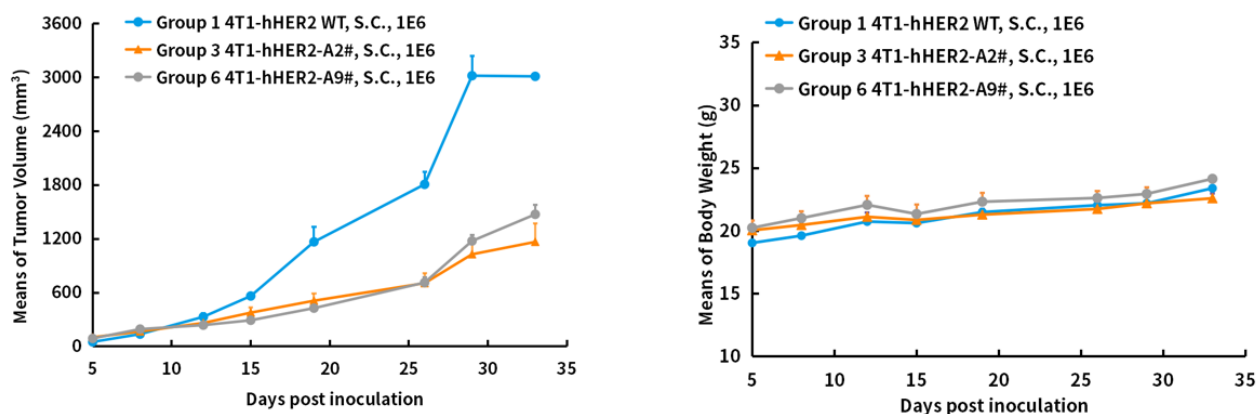


Fig2. *In vivo* validation of 4T1-hHER2 in BALB/c mice.

BALB/c mice were inoculated with 4T1-hHER2 subcutaneously at 1×10^6 cells/mouse inoculum for tumor development.

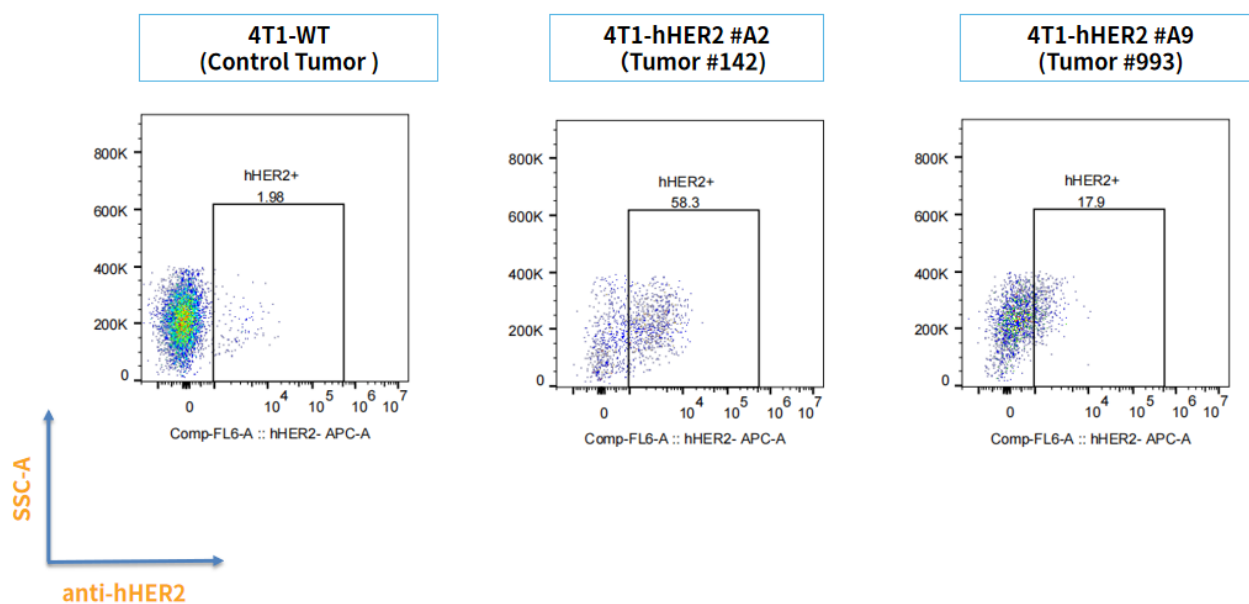


Fig3. HER2 expression in tumors after *in vivo* growth of 4T1-hHER2 in wild type BALB/c mice.

The tumors were collected at day 34 post tumor cell inoculation.