

4T1-hCD47

4T1-hCD47

品系基本信息

目录号 NM-S07-TM02

细胞系名称 4T1-*Cd47*^{em1(hCD47)Smoc}

品系状态 成瘤性验证完成

品系描述 CD47基因人源化的4T1细胞系

*使用本品系发表的文献需注明: 4T1-hCD47 cell line (Cat. NO. NM-S07-TM02) was purchased from Shanghai Model Organisms Center, Inc..

验证数据

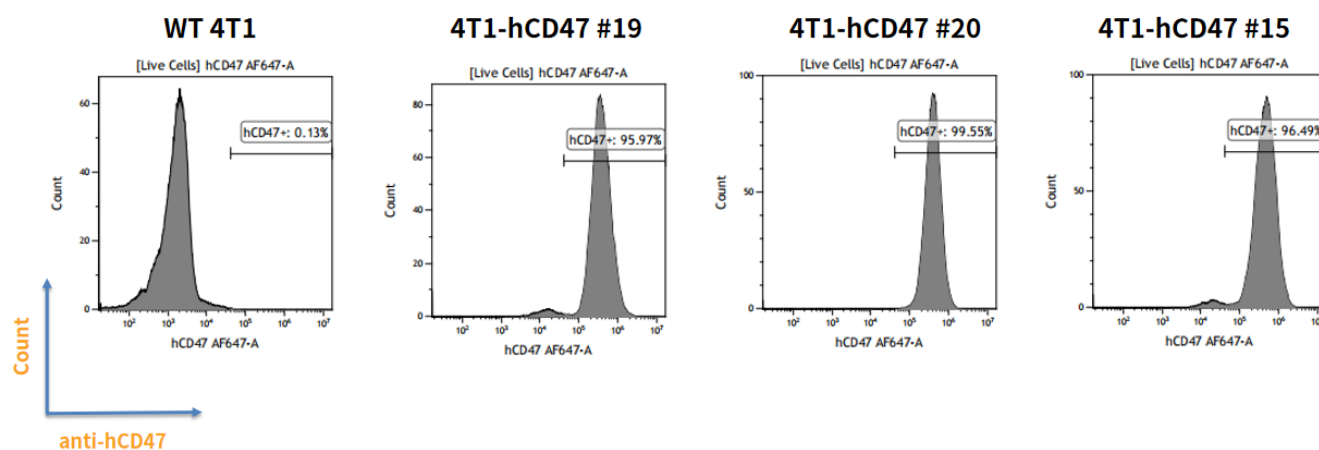


Fig1. hCD47 expression on *in vitro* cultured cells of 4T1-hCD47. (In collaboration with CrownBio)

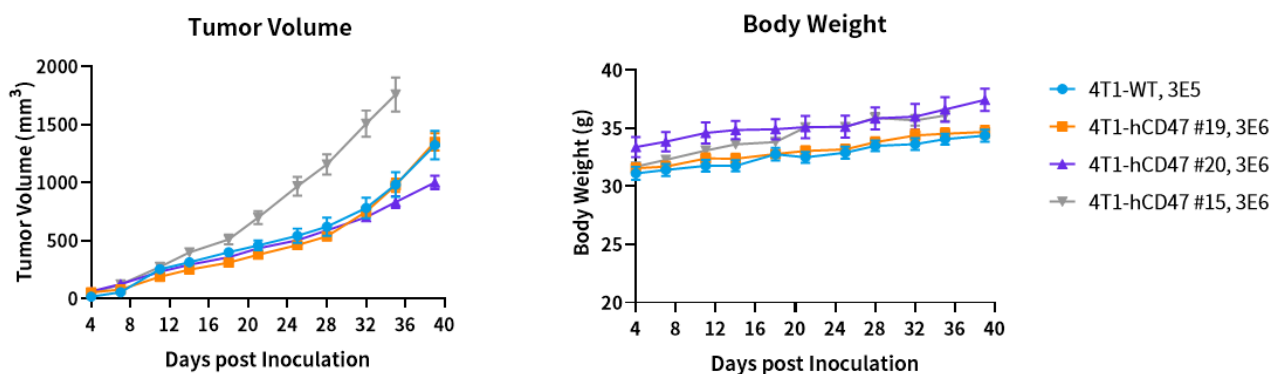


Fig2. *In vivo* validation of 4T1-hCD47 in hSIRPA/hCD47 (BALB/c) mice. (In collaboration with CrownBio) hSIRPA/hCD47 Balb/C mice were inoculated subcutaneously with 4T1 at 3×10^5 and 4T1-hCD47 at 3×10^6 cells/mouse inoculum for tumor development.

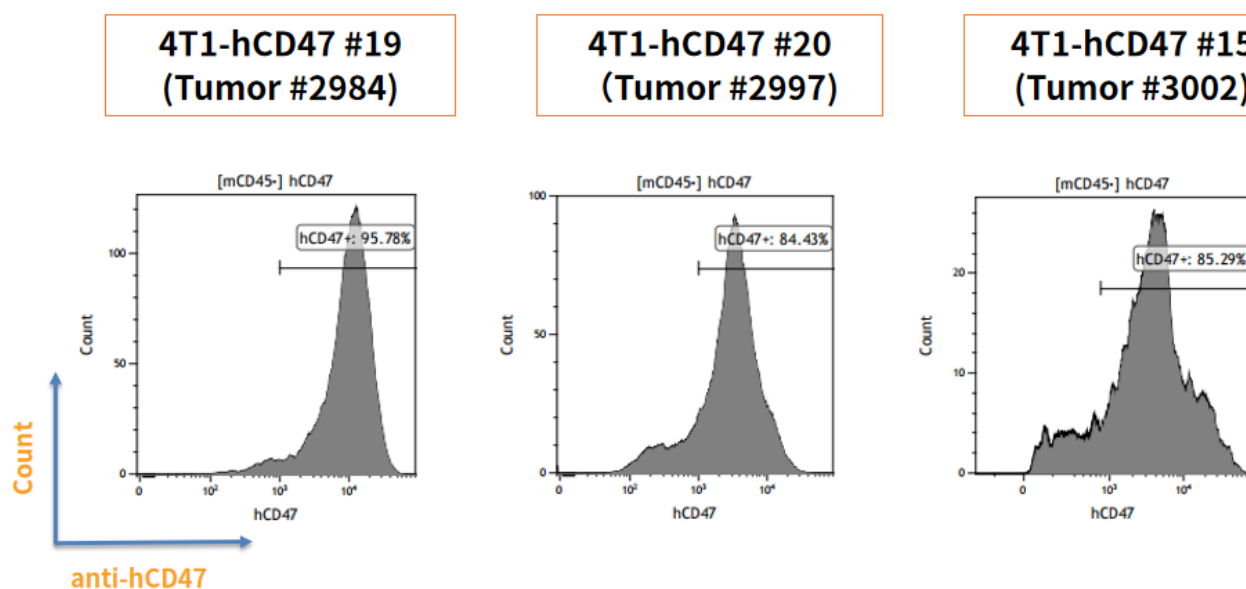


Fig3. hCD47 expression in tumors after *in vivo* growth of 4T1-hCD47 in hSIRPA/hCD47 (BALB/c) mice. (In collaboration with CrownBio) The tumors were collected at day 35 and day 40 post tumor cell inoculation.